

## BLOCK: SUTRAPADA

परिशिष्ट-४

## MGNREGA Material Items


Sr. No.	Item No	Description	Qty	Unit
1	1	Providing formwork of ordinary timber planking so as to give a rough finish including centering shuttering	1	sq.m.
2	2	Providing formwork of ordinary timber planking so as to	1	sq.m.
3	3	Providing formwork of ordinary timber planking so as to	1	sq.m.
4	4	Providing formwork of ordinary timber planking so as to	1	sq.m.
5	5	Providing formwork of ordinary timber planking so as to	1	sq.m.
6	6	Providing and fixing 35 mm thick shutters for Doors,	1	sq.m.
7	7	Steel HYSD	1	MT
8	8	Battens 75 mm x 100 mm	1	Rmt
9	9	Binding Wires	1	kg
10	10	C.I. Cover with frame 300mm x 300mm	1	Each
11	11	C.I. Cover with frame 455mm x 610mm	1	Each
12	12	C.I. Cover with frame 500mm x 700mm	1	Each
13	13	C.I. Cover with frame 600mm x 850mm	1	Each
14	14	Cement (53 Grade)	1	MT
	15	Coarse sand	1	Cum
15	15.1	Coarse sand 5.0 K.M.	1	PER K.M
16	15.2	Coarse sand 5 To 10 K.M.	1	PER K.M
17	15.3	Coarse sand 10 To 15 K.M.	1	PER K.M
18	15.4	Coarse sand 15 To 25 K.M.	1	PER K.M
19	15.5	Coarse sand 25 To 50 K.M.	1	PER K.M
20	15.6	Coarse sand 50 To 100 K.M.	1	PER K.M
	16	Common Burnt clay Bricks Modular size 20x10x10 cm -	1	1000 Each
21	16.1	Common Burnt clay Bricks Modular size 20x10x10 cm - 5.0 K.M.	1	PER K.M
22	16.2	5 To 10 K.M.	1	PER K.M
23	16.3	10 To 15 K.M.	1	PER K.M
24	16.4	15 To 25 K.M.	1	PER K.M
25	16.5	25 To 50 K.M.	1	PER K.M
26	16.6	50 To 100 K.M.	1	PER K.M
27	17	Corrugated A.C. Sheet 6 mm thick	1	sq.m.
	18	Crushed stone aggregate for Hard Quality 6 to 10mm size -	1	Cum
28	18.1	Crushed stone aggregate for Hard Quality 6 to 10mm size - 5.0 K.M.	1	PER K.M
29	18.2	Crushed stone aggregate for Hard Quality 6 to 10mm size - 5 To 10 K.M.	1	PER K.M
30	18.3	Crushed stone aggregate for Hard Quality 6 to 10mm size - 10 To 15 K.M.	1	PER K.M
31	18.4	Crushed stone aggregate for Hard Quality 6 to 10mm size - 15 To 25 K.M.	1	PER K.M
32	18.5	Crushed stone aggregate for Hard Quality 6 to 10mm size - 25 To 50 K.M.	1	PER K.M
33	18.6	Crushed stone aggregate for Hard Quality 6 to 10mm size - 50 To 100 K.M.	1	PER K.M
34	19.1	Crushed stone aggregate for Hard Quality 10 to 20mm size	1	cu.m.
35	19.2	Crushed stone aggregate for Hard Quality 10 to 20mm size 5.0 K.M.	1	PER K.M
36	19.3	Crushed stone aggregate for Hard Quality 10 to 20mm size 5 To 10 K.M.	1	PER K.M
37	19.4	Crushed stone aggregate for Hard Quality 10 to 20mm size 10 To 15 K.M.	1	PER K.M
38	19.5	Crushed stone aggregate for Hard Quality 10 to 20mm size 15 To 25 K.M.	1	PER K.M
39	19.6	Crushed stone aggregate for Hard Quality 10 to 20mm size 25 To 50 K.M.	1	PER K.M
40	19.7	Crushed stone aggregate for Hard Quality 10 to 20mm size 50 To 100 K.M.	1	PER K.M
41	20.1	Crushed stone aggregate for Hard Quality 20mm size	1	cu.m.
42	20.2	Crushed stone aggregate for Hard Quality 20mm size 5.0 K.M.	1	PER K.M
43	20.3	Crushed stone aggregate for Hard Quality 20mm size 5 To 10 K.M.	1	PER K.M
44	20.4	Crushed stone aggregate for Hard Quality 20mm size 10 To 15 K.M.	1	PER K.M
45	20.5	Crushed stone aggregate for Hard Quality 20mm size 15 To 25 K.M.	1	PER K.M

Technical Assistant  
M.R.E.G.A.

T. D. SUTRAPADA




No.	Item No	Description	Qty	Unit
46	20.6	Crushed stone aggregate for Hard Quality 20mm size 25 To 50 K.M.	1	PER K.M
47	20.7	Crushed stone aggregate for Hard Quality 20mm size 50 To 100 K.M.	1	PER K.M
48	21.1	Crushed stone aggregate for Hard Quality 40mm size	1	cu.m.
49	21.2	Crushed stone aggregate for Hard Quality 40mm size 5.0 K.M.	1	PER K.M
50	21.3	Crushed stone aggregate for Hard Quality 40mm size 5 To 10 K.M.	1	PER K.M
51	21.4	Crushed stone aggregate for Hard Quality 40mm size 10 To 15 K.M.	1	PER K.M
52	21.5	Crushed stone aggregate for Hard Quality 40mm size 15 To 25 K.M.	1	PER K.M
53	21.6	Crushed stone aggregate for Hard Quality 40mm size 25 To 50 K.M.	1	PER K.M
54	21.7	Crushed stone aggregate for Hard Quality 40mm size 50 To 100 K.M.	1	PER K.M
55	22.1	Crushed stone aggregate for Hard Quality 40mm to 63mm size	1	cu.m.
56	22.2	Crushed stone aggregate for Hard Quality 40mm to 63mm size 5.0 K.M.	1	PER K.M
57	22.3	Crushed stone aggregate for Hard Quality 40mm to 63mm size 5 To 10 K.M.	1	PER K.M
58	22.4	Crushed stone aggregate for Hard Quality 40mm to 63mm size 10 To 15 K.M.	1	PER K.M
59	22.5	Crushed stone aggregate for Hard Quality 40mm to 63mm size 15 To 25 K.M.	1	PER K.M
60	22.6	Crushed stone aggregate for Hard Quality 40mm to 63mm size 25 To 50 K.M.	1	PER K.M
61	22.7	Crushed stone aggregate for Hard Quality 40mm to 63mm size 50 To 100 K.M.	1	PER K.M
62	23	Distemper Primer	1	Litre
63	24	Dry Distemper	1	kg
64	25	Enamel Paint	1	Litre
65	26	Enamel Primer	1	Litre
	27	Fine sand	1	Cum
66	27.1	Fine sand 5.0 K.M.	1	PER K.M
67	27.2	Fine sand 5 To 10 K.M.	1	PER K.M
68	27.3	Fine sand 10 To 15 K.M.	1	PER K.M
69	27.4	Fine sand 15 To 25 K.M.	1	PER K.M
70	27.5	Fine sand 25 To 50 K.M.	1	PER K.M
71	27.6	Fine sand 50 To 100 K.M.	1	PER K.M
72	28	Flat back wash basin Colour glazed 450 x 300 size	1	Each
73	29	G.I Sheet 0.8 mm thick Corrugated class-3	1	Quintal
74	30	G.I Sheet 0.8 mm thick Semi-Circular class-3	1	Quintal
75	31	G.I. Barbed Wire	1	Quintal
76	32	G.I. J or L Hooks	1	10 Each
77	33	Galvanised Mild steel tube Medium Grade 15mm dia	1	Rmt
78	34	Galvanised Mild steel tube Medium Grade 20mm dia	1	Rmt
79	35	Galvanised Mild steel tube Medium Grade 25mm dia	1	Rmt
80	36	Galvanised Mild steel tube Medium Grade 32mm dia	1	Rmt
81	37	Gun metal screw down bib tap-15 mm dia	1	Each
82	38	Gun metal screw down bib tap-20 mm dia	1	Each
83	39	Gun metal wheel valve 15mm dia	1	Each
84	40	Gun metal wheel valve 20mm dia	1	Each
85	41	Gun Metal Wheel Valve 25mm dia.	1	Each
86	42	Gun metal wheel valve 32mm dia	1	Each
87	43	Gun metal wheel valve 40mm dia	1	Each
88	44	Guard Stone	1	Each
	45	Hand broken stone aggregate 25mm size to 90mm size	1	Cum
89	45.1	Hand broken stone aggregate 25mm size to 90mm size 5.0 K.M.	1	PER K.M
90	45.2	Hand broken stone aggregate 25mm size to 90mm size 5 To 10 K.M.	1	PER K.M
91	45.3	Hand broken stone aggregate 25mm size to 90mm size 10 To 15 K.M.	1	PER K.M
92	45.4	Hand broken stone aggregate 25mm size to 90mm size 15 To 25 K.M.	1	PER K.M
93	45.5	Hand broken stone aggregate 25mm size to 90mm size 25 To 50 K.M.	1	PER K.M
94	45.6	Hand broken stone aggregate 25mm size to 90mm size 50 To 100 K.M.	1	PER K.M
	46	Hand broken stone aggregate 40mm size to 63mm size.	1	Cum
95	46.1	Hand broken stone aggregate 40mm size to 63mm size. 5.0 K.M.	1	PER K.M

  
 Technical Assistant  
 N.R.E.G.A.  
 I.R.D. - Sutrapada

Smt.  
 T. D. O.  
 SUTRAPADA



No.	Item No	Description	Qty	Unit
96	46.2	Hand broken stone aggregate 40mm size to 63mm size. 5 To 10 K.M.	1	PER K.M
97	46.3	Hand broken stone aggregate 40mm size to 63mm size. 10 To 15 K.M.	1	PER K.M
98	46.4	Hand broken stone aggregate 40mm size to 63mm size. 15 To 25 K.M.	1	PER K.M
99	46.5	Hand broken stone aggregate 40mm size to 63mm size. 25 To 50 K.M.	1	PER K.M
100	46.6	Hand broken stone aggregate 40mm size to 63mm size. 50 To 100 K.M.	1	PER K.M
	47	Hard Marrum		Cum
101	47.1	Hard Marrum 5.0 K.M.	1	PER K.M
102	47.2	Hard Marrum 5 To 10 K.M.	1	PER K.M
103	47.3	Hard Marrum 10 To 15 K.M.	1	PER K.M
104	47.4	Hard Marrum 15 To 25 K.M.	1	PER K.M
105	47.5	Hard Marrum 25 To 50 K.M.	1	PER K.M
106	47.6	Hard Marrum 50 To 100 K.M.	1	PER K.M
107	48	Oil bound distemper	1	kg
108	49	P.V.C bib tap 15mm. Dia	1	Each
109	50	P.V.C bib tap 20mm. Dia	1	Each
110	51	Plastic Emulsion Paint	1	Litre
111	52	Polished Kota Stone Slab Green. 30 mm thick	1	sq.m.
112	53	Polished Kota Stone Slab Green. 25 mm thick	1	sq.m.
113	54	Polished Kota Stone Slab Green. 40 mm thick	1	sq.m.
114	55	Pre-cast Cement concrete tiles	1	Sqm
115	56	Quarry Spall.	1	Cum.
	56.1	Quarry Spall. 5.0 K.M.	1	PER K.M
	56.2	Quarry Spall. 5 To 10 K.M.	1	PER K.M
	56.3	Quarry Spall. 10 To 15 K.M.	1	PER K.M
	56.4	Quarry Spall. 15 To 25 K.M.	1	PER K.M
	56.5	Quarry Spall. 25 To 50 K.M.	1	PER K.M
	56.6	Quarry Spall. 50 To 100 K.M.	1	PER K.M
116	57	Precast RCC Jali 100 mm thick	1	sq.m.
117	58	Precast RCC Jali 25 mm thick	1	sq.m.
118	59	Precast RCC Jali 40 mm thick	1	sq.m.
119	60	Precast RCC Jali 50 mm thick	1	sq.m.
120	61	Precast RCC Jali 75 mm thick	1	sq.m.
	62	R.C.C Heavy Duty Non-Pressure Pipe I.S. Class NP=3 300mm dia.	1	Rmt
121	62.1	R.C.C Heavy Duty Non-Pressure Pipe I.S. Class NP=3 300mm dia. 5.0 K.M.	1	PER K.M
122	62.2	R.C.C Heavy Duty Non-Pressure Pipe I.S. Class NP=3 300mm dia. 5 To 10 K.M.	1	PER K.M
123	62.3	R.C.C Heavy Duty Non-Pressure Pipe I.S. Class NP=3 300mm dia. 10 To 15 K.M.	1	PER K.M
124	62.4	R.C.C Heavy Duty Non-Pressure Pipe I.S. Class NP=3 300mm dia. 15 To 25 K.M.	1	PER K.M
125	62.5	R.C.C Heavy Duty Non-Pressure Pipe I.S. Class NP=3 300mm dia. 25 To 50 K.M.	1	PER K.M
126	62.6	R.C.C Heavy Duty Non-Pressure Pipe I.S. Class NP=3 300mm dia. 50 To 100 K.M.	1	PER K.M
	63	R.C.C Heavy Duty Non-Pressure Pipe I.S. Class NP=3 450mm dia.	1	Rmt
127	63.1	R.C.C Heavy Duty Non-Pressure Pipe I.S. Class NP=3 450mm dia. 5.0 K.M.	1	PER K.M
128	63.2	R.C.C Heavy Duty Non-Pressure Pipe I.S. Class NP=3 450mm dia. 5 To 10 K.M.	1	PER K.M
129	63.3	R.C.C Heavy Duty Non-Pressure Pipe I.S. Class NP=3 450mm dia. 10 To 15 K.M.	1	PER K.M
130	63.4	R.C.C Heavy Duty Non-Pressure Pipe I.S. Class NP=3 450mm dia. 15 To 25 K.M.	1	PER K.M
131	63.5	R.C.C Heavy Duty Non-Pressure Pipe I.S. Class NP=3 450mm dia. 25 To 50 K.M.	1	PER K.M
132	63.6	R.C.C Heavy Duty Non-Pressure Pipe I.S. Class NP=3 450mm dia. 50 To 100 K.M.	1	PER K.M
	64	R.C.C Heavy Duty Non-Pressure Pipe I.S. Class NP=3 900mm dia.	1	Rmt
133	64.1	R.C.C Heavy Duty Non-Pressure Pipe I.S. Class NP=3 900mm dia. 5.0 K.M.	1	PER K.M
134	64.2	R.C.C Heavy Duty Non-Pressure Pipe I.S. Class NP=3 900mm dia. 5 To 10 K.M.	1	PER K.M
135	64.3	R.C.C Heavy Duty Non-Pressure Pipe I.S. Class NP=3 900mm dia. 10 To 15 K.M.	1	PER K.M

  
**Technical Assistant**  
**N.R.E.G.A.**  
**I.R.D. - Sutrapada**

  
**SUTRAPADA**



No.	Item No	Description	Qty	Unit
136	64.4	R.C.C Heavy Duty Non-Pressure Pipe I.S. Class NP=3 900mm dia. 15 To 25 K.M.	1	PER K.M
137	64.5	R.C.C Heavy Duty Non-Pressure Pipe I.S. Class NP=3 900mm dia. 25 To 50 K.M.	1	PER K.M
138	64.6	R.C.C Heavy Duty Non-Pressure Pipe I.S. Class NP=3 900mm dia. 50 To 100 K.M.	1	PER K.M
	65	R.C.C Heavy Duty Non-Pressure Pipe I.S. Class NP=3 600mm dia.	1	Rmt
139	65.1	R.C.C Heavy Duty Non-Pressure Pipe I.S. Class NP=3 600mm dia. 5.0 K.M.	1	PER K.M
140	65.2	R.C.C Heavy Duty Non-Pressure Pipe I.S. Class NP=3 600mm dia. 5 To 10 K.M.	1	PER K.M
141	65.3	R.C.C Heavy Duty Non-Pressure Pipe I.S. Class NP=3 600mm dia. 10 To 15 K.M.	1	PER K.M
142	65.4	R.C.C Heavy Duty Non-Pressure Pipe I.S. Class NP=3 600mm dia. 15 To 25 K.M.	1	PER K.M
143	65.5	R.C.C Heavy Duty Non-Pressure Pipe I.S. Class NP=3 600mm dia. 25 To 50 K.M.	1	PER K.M
144	65.6	R.C.C Heavy Duty Non-Pressure Pipe I.S. Class NP=3 600mm dia. 50 To 100 K.M.	1	PER K.M
	66	R.C.C Heavy Duty Non-Pressure Pipe I.S. Class NP=3 800mm dia.	1	Rmt
145	66.1	R.C.C Heavy Duty Non-Pressure Pipe I.S. Class NP=3 800mm dia. 5.0 K.M.	1	PER K.M
146	66.2	R.C.C Heavy Duty Non-Pressure Pipe I.S. Class NP=3 800mm dia. 5 To 10 K.M.	1	PER K.M
147	66.3	R.C.C Heavy Duty Non-Pressure Pipe I.S. Class NP=3 800mm dia. 10 To 15 K.M.	1	PER K.M
148	66.4	R.C.C Heavy Duty Non-Pressure Pipe I.S. Class NP=3 800mm dia. 15 To 25 K.M.	1	PER K.M
149	66.5	R.C.C Heavy Duty Non-Pressure Pipe I.S. Class NP=3 800mm dia. 25 To 50 K.M.	1	PER K.M
150	66.6	R.C.C Heavy Duty Non-Pressure Pipe I.S. Class NP=3 800mm dia. 50 To 100 K.M.	1	PER K.M
	67	R.C.C Heavy Duty Non-Pressure Pipe I.S. Class NP=3 1100mm dia.	1	Rmt
151	67.1	R.C.C Heavy Duty Non-Pressure Pipe I.S. Class NP=3 1100mm dia. 5.0 K.M.	1	PER K.M
152	67.2	R.C.C Heavy Duty Non-Pressure Pipe I.S. Class NP=3 1100mm dia. 5 To 10 K.M.	1	PER K.M
153	67.3	R.C.C Heavy Duty Non-Pressure Pipe I.S. Class NP=3 1100mm dia. 0 To 15 K.M.	1	PER K.M
154	67.4	R.C.C Heavy Duty Non-Pressure Pipe I.S. Class NP=3 1100mm dia. 15 To 25 K.M.	1	PER K.M
155	67.5	R.C.C Heavy Duty Non-Pressure Pipe I.S. Class NP=3 1100mm dia. 25 To 50 K.M.	1	PER K.M
156	67.6	R.C.C Heavy Duty Non-Pressure Pipe I.S. Class NP=3 1100mm dia. 50 To 100 K.M.	1	PER K.M
	68	R.C.C Heavy Duty Non-Pressure Pipe I.S. Class NP=3 1200mm dia.	1	Rmt
157	68.1	R.C.C Heavy Duty Non-Pressure Pipe I.S. Class NP=3 1200mm dia. 5.0 K.M.	1	PER K.M
158	68.2	R.C.C Heavy Duty Non-Pressure Pipe I.S. Class NP=3 1200mm dia. 5 To 10 K.M.	1	PER K.M
159	68.3	R.C.C Heavy Duty Non-Pressure Pipe I.S. Class NP=3 1200mm dia. 10 To 15 K.M.	1	PER K.M
160	68.4	R.C.C Heavy Duty Non-Pressure Pipe I.S. Class NP=3 1200mm dia. 15 To 25 K.M.	1	PER K.M
161	68.5	R.C.C Heavy Duty Non-Pressure Pipe I.S. Class NP=3 1200mm dia. 25 To 50 K.M.	1	PER K.M
162	68.6	R.C.C Heavy Duty Non-Pressure Pipe I.S. Class NP=3 1200mm dia. 50 To 100 K.M.	1	PER K.M
163	69	S.W. Gulley Trap 150mm x 100 mm size.	1	Each
164	70	S.W. guly trap 100 x 100 mm size	1	Each
165	71	Stone dust	1	cu.m.
166	72	Synthetic Enamel Paint	1	Litre
167	73	Terrazo tiles chequered Dark Shade 22mm thick	1	sq.m.
168	74	Terrazo tiles chequered Light shade 22mm thick	1	sq.m.
169	75	Terrazo tiles chequered Dark shade 28 mm thick	1	sq.m.
170	76	Terrazo tiles chequered Light shade 28 mm thick	1	sq.m.
171	77	Terrazo tiles Dark shade 20 mm thick	1	sq.m.
172	78	Terrazo tiles Light shade 20 mm thick	1	sq.m.
173	79	Unscreened gravel	1	Cu.M
174	80	Urinal Flat Back	1	Each
175	81	Urinal Ladies squatting pan	1	Each
176	82	Urinal Squatting type	1	Each
177	83	Urinal Stall type full size	1	Each
178	84	Urinal Stall type half size	1	Each

  
 Technical Assistant  
 N.R.E.G.A.  
 I.R.D. - Sutrapada

Comp  
 T. D. SUTRAPADA



No.	Item No	Description	Qty	Unit
179	85	Varnish	1	Litre
180	86	Vitryfied Granite tiles 8 mm to 10 m thick 24 x 24 size Dark Shade	1	sq.m.
181	87	Vitryfied Granite tiles 8 mm to 10 m thick 36 x 36 size	1	sq.m.
182	88	Water Proofing Cement Paint	1	kg
	89	White Bela stone	1	No
183	89.1	White Bela stone 5.0 K.M.	1	PER K.M
184	89.2	White Bela stone 5 To 10 K.M.	1	PER K.M
185	89.3	White Bela stone 10 To 15 K.M.	1	PER K.M
186	89.4	White Bela stone 15 To 25 K.M.	1	PER K.M
187	89.5	White Bela stone 25 To 50 K.M.	1	PER K.M
188	89.6	White Bela stone 50 To 100 K.M.	1	PER K.M
189	90	White Cement	1	MT
190	91	White Paint	1	Litre
191	92	White vitriour china Wash down W.C. (European)	1	Each
192	93	White vitrious China Sink 600mm x 450mm x 150mm	1	Each
193	94	White vitrious ching W.C. sqatting pan (India type)	1	Each
194	95	Precast Concrete Blocks (1:3:6) (39 X 20 X 19 CMS)	1	100Each
195	96	White glazed tiles 15cm x 15cm x 6cm.	1	10 Each
196	97	Hollow concrete blocks (Size 39 x 14 x 19 cms)	1	Each
197	98	M.S. Angel	1	Kg
198	99	Vitrified Granite tiles 8 mm to 10 m thick 24" x 24 " size Antiskid	1	Sqm
199	100	Vitrified Granite tiles 8 mm to 10 m thick 24" x 24 " size Light Shade	1	Sqm
200	101	Weather proof acrylic exterior emulsion paint	1	Ltr.
201	102	S.S. Aldrop 25 Cm long of ASIS 304 Grade	1	No
202	103	S.S. Handle for Door 15 Cm size of ASIS 304 Grade	1	No
203	104	S.S. Railing pipe 16 mm x 16G ASIS 304 Grade	1	Rmt
204	105	S.S. Railing pipe 50 mm x 16 G ASIS 304 Grade	1	Rmt
205	106	S.S. Rialing Sq pipe 32x32 mm x 16G ASIS 304 Grade	1	Rmt
206	107	S.S. Stopper 60 Cm long of ASIS 304	1	No
207	108	S.S. Stopper 30 Cm long of ASIS 304	1	No
208	109	S.S. Stopper 20 Cm long of ASIS 304	1	No
209	110	Alluminium fixtures and fstenings.	1	No
210	111	C.I.75 mm diameter rain water pipe	1	Rmt
211	112	Multy wall pycarbonate sheet 6 mm thick	1	Sqm
212	113	Plastic proofing compound.	1	Kg
213	114	S.S. Door / window hinges 4x1"x1"	1	No
214	115	S.S. Door / Window hinges 4x3/4"x3/4"	1	No
215	116	S.S. Door / Window hinges 3x3/4"x3/4"	1	No
216	117	SS Sink Glosy ASIS 304 Grade x 1mm thick with over all size 610x460 mm & bowl size 560x410x200	1	No.
217	118	SS Sink Glosy ASIS 304 Grade x 1mm thick with over all size 510x432mm & bowl size 445x368x190	1	No.
218	119	SS Sink Glosy ASIS 304 Grade x 1mm thick with over all size 485x410 mm & bowl size 410x365x165	1	No.
219	120	Gully trap 100mm x 100 mm size.	1	Rmt
220	121	Laminated sheet 1.00 mm thick	1	Sqmtr
221	122	PVC SWR pipes IS 13592 for Drain - 110 mmdia	1	Rmt
222	123	PVC SWR pipes IS 13592 for Drain - 160 mmdia	1	Rmt
223	124	PVC SWR pipes IS 13592 for Drain - 75 mmdia	1	Rmt
224	125	PVC SWR pipes IS 13592 for Drain - 90 mmdia	1	Rmt
225	126	PVC SWR Coupler 110 mm dia	1	No
226	127	PVC SWR Coupler 75 mm dia	1	No
227	128	PVC SWR Single T" - 75 mm dia"	1	No

  
**Technical Assistant**  
**N.R.E.G.A.**  
**I.R.D. - Sutrapada**

  
**J. D. G.**  
**SUTRAPADA**




Sl. No.	Item No	Description	Qty	Unit
228	129	PVC SWR Single T" -110 mm dia"	1	No
229	130	Anodised Aluminum Butt hinges 75 mm x63 mm x 3.2 mm	1	10 Each
230	131	Anodized Alluminium Section 63.50 x 38.10 x 1.2 mm @ Wt. 0.643 Kg/mt	1	Kg
231	132	Glazed tiles piece wastage.	1	sqm
232	133	Paver block M200 Grade 60mm Thick	1	sqm
233	134	Paver block M250 Grade 60mm Thick	1	sqm
234	135	Polycarbonate multi wall Roofing sheet	1	Sam
235	136	Pre-cast kerb block M250 Grade	1	Rmt
236	137	PVC water tank	1	litre
237	138	wall primer of approved brand	1	SQM
238	139	15mm dia. U.P.V.C. Pipe ( ( SCH- 40) length = 12.0 mt	1	Rmt
239	140	25mm dia. U.P.V.C. Pipe ( ( SCH- 40) length = 12.0 mt	1	Rmt
240	141	32mm dia. U.P.V.C. Pipe ( ( SCH- 40) length = 12.0 mt	1	Rmt
241	142	50mm dia. U.P.V.C. Pipe ( ( SCH- 40) length = 12.0 mt	1	Rmt
242	143	Aerated light weight concrete block 600 x 200 x 200 mm	1	Nos
243	144	Solution 50 ml adhesive solvent	1	Nos
244	145	Light weight Calcium Silicate tegular edged 595X595 Modular Acoustical ceiling tiles with 15 mm Thick Densified edges including 5% wastage	1	Sqm
245	146	Water tanker with pressure distributor/sprayer	1	hrs
246	147	Angle iron 40 x 40 x 6	1	Quintal
247	148	Iron Angle 75 x 75 x 6cm	1	one kg
248	149	Nahni trap 100mm dia	1	Each
249	150	CPVC Pipe SDR 13.5 - 15 mm daimeter (1/2)"	1	rmt
250	151	CPVC Pipe SDR 13.5 - 20 mm daimeter (3/4)"	1	rmt
251	152	CPVC Pipe SDR 13.5 - 25 mm daimeter (1)"	1	rmt
252	153	CPVC Pipe SDR 13.5 - 32 mm daimeter (1 1/4)"	1	Rmt
253	154	CPVC Pipe SDR 13.5 - 40 mm daimeter (1 1/2)"	1	Rmt
254	155	CPVC Pipe SDR 13.5 - 50 mm daimeter	1	Rmt
255	156	CPVC Pipe jointing solution 50 ml	1	Each
	157	Rubble	1	Cum
256	157.1	Rubble 5.0 K.M.	1	PER K.M
257	157.2	Rubble 5 To 10 K.M.	1	PER K.M
258	157.3	Rubble 10 To 15 K.M.	1	PER K.M
259	157.4	Rubble 15 To 25 K.M.	1	PER K.M
260	157.5	Rubble 25 To 50 K.M.	1	PER K.M
261	157.6	Rubble 50 To 100 K.M.	1	PER K.M
262	158	Tiles size 15 cm x 15 cm (Glazed)	1	10 nos
263	159	TMT Bar FE 500 D (4,8,10,12mm)	1	one kg
264	160	Vitrified Granite tiles 8 mm to 10 m thick 24" x 24 "	1	Sqm
265	161	Supply Tractor trolly with driver	1	One Day
266	162	Rolling work 8 to 12 tone	1	One Day
267	163	Mixture machine with operator	1	L.S
268	164	Providing Approved make Ceiling Fan with double ball bearing ISI mark with Condenser 230 volt A.C.50 Hz 1200 mm sweep complete having 3 blades aluminium body and blade sets having ornamental design shanks [ Make shall be approved by Engineer in Charge]	1	Each
269	165	Providing 2.5mm.thick laminated acrylic sheet to cover the fan hook or Fan box.	1	Each
270	166	Tube Light with integral/ 22-24 Watts, Surge -- 2KV,IP-20, conventional 4 feet(cat-iii)	1	Each
271	167	LED Lamps integral type,cool white with PC diffuser suitable for B22 LAMP holder 5 to 8 watts	1	Each

  
**Technical Assistant**  
**N.R.E.G.A.**  
**I.R.D. - Sutrappa**

  
**T. D. G.**  
**SUTRAPADA**



Item No	Description	Qty	Unit
272	168.1 Supplying and erecting LED indoor fittings with LEDs of wattage 0.2 Watt to 0.5 Watt assembled on single MCPCB, with housing used as a heat sink shall be made of thick sheet Steel conforming to IS: 513/CRCA/ aluminium die cast powder coated and high U.V. & corrosion resistance with diffuser with company mark/name 160V to 270V, Power Factor more than 0.95, THO< 15%, CCT 3000 K to 6500K, Luminaire efficacy> 85 lumens/watt, LED LED driver efficiency > 85 % ( fitting required LM-79 & LM-80 Certificates) (NOTE: Below description have shown ranges of Wattage capacity of LED fittings.The Engineer incharge may select any wattage capacitybetween the ranges shown.)  (A) Tube Light with integral/ non-integral driver	1	Each
273	168.2 Supplying and erecting LED indoor fittings with LEDs of wattage 0.2 Watt to 0.5 Watt assembled on single MCPCB, with housing used as a heat sink shall be made of thick sheet Steel conforming to IS: 513/CRCA/ aluminium die cast powder coated and high U.V. & corrosion resistance with diffuser with company mark/name 160V to 270V, Power Factor more than 0.95, THO< 15%, CCT 3000 K to 6500K, Luminaire efficacy> 85 lumens/watt, LED LED driver efficiency > 85 % ( fitting required LM-79 & LM-80 Certificates) (NOTE: Below description have shown ranges of Wattage capacity of LED fittings.The Engineer incharge may select any wattage capacitybetween the ranges shown.)  (a) 5-10 Watts, Surge-2 KV, IP-20, conventional	1	Each
274	169 Outdoor street light fitting side entry with clear acrylic /plastic I polystyrene cover complete	1	Each
275	170.1 Supplying and erecting LED indoor fittings with LEDs of wattage 0.2 Watt to 0.5 Watt assembled on single MCPCB, with housing used as a heat sink shall be made of thick sheet Steel	1	Mtr.
276	170.2 Supplying and erecting LED indoor fittings with LEDs of wattage 0.2 Watt to 0.5 Watt assembled on single MCPCB, with housing used as a heat sink shall be made of thick sheet Steel	1	Mtr.
277	170.3 Supplying and erecting LED indoor fittings with LEDs of wattage 0.2 Watt to 0.5 Watt assembled on single MCPCB, with housing used as a heat sink shall be made of thick sheet Steel conforming to IS: 513/CRCA/ aluminium die cast powder coated and high U.V. & corrosion	1	Mtr.
278	170.4 Supplying and erecting LED indoor fittings with LEDs of wattage 0.2 Watt to 0.5 Watt assembled on single MCPCB, with housing used as a heat sink shall be made of thick sheet Steel conforming to IS: 513/CRCA/ aluminium die cast powder coated and high U.V. & corrosion	1	Mtr.
279	171 Providing ISI mark Medium class RIGID PVC PIPES of following size complete to be erected on/in wall or ceiling, erected with necessary PVC fittings & Junction boxes fixed with adhesive solution & Clamps with following dia of pipes, in approved manner as directed	1	Mtr.
280	172.1 Providing & erecting approved make OVAL CONDUIT with necessary fittings fixed with adhesive solution and suitable clamps erected on wall / ceiling of following size. (2) 25mm	1	Mtr.
281	172.2 Providing & erecting approved make OVAL CONDUIT with necessary fittings fixed with adhesive solution and suitable clamps erected on wall / ceiling of following size.	1	Ea.
282	173.1 Providing following type of Modular Type Accessories mounted with pvc / metallic/Wooden box, single mounting base frame covered with textured / metallic front plate , modules erected	1	Ea.
283	173.2 Providing following type of Modular Type Accessories mounted with pvc / metallic/Wooden box, single mounting base frame covered with textured / metallic front plate , modules erected	1	Ea.
284	174 Supplying earthpit of minimum bore dia. 225mm size ASH or approved make Safe Earthing Electrode consisting Pipe-in-Pipe Technology as per IS 3043-1987 made of corrosion free C.I Pipe, having Outer pipe dia of 80 mm having 80-200 Micron galvanizing, Inner pipe dia of	1	Ea.
285	175 Approved make ELCBs / RCCBs conforming to IS: 12640 and having sensitivity of 30 mA and Short Circuit withstand capacity of 6 KA and suitable for operation on single phase 240 V. having characteristic of quick action & tripping with all advance feature & do not incorporate any electronic component. for following Max. rating erected as directed  (i) 25 Amps.DP Cat. II	1	Ea.

  
 Technical Assistant  
 N.R.E.G.A.  
 I.R.D. - Sutrapada

  
 T. D. G.  
 SUTRAPADA



Item No	Description	Qty	Unit
286	176 Providing Sheet Steel powder coated MCB distribution board - flush / surface mounted fitted with busbar, neutral link, earth bar and DIN rail, confirming to IS 13032 and BS 5486-1986 without MCB to house appropriate nos. of MCBs. (The DBs should be used of same company of MCB to be used) (a) Single phase 6way SS Double door	1	Ea.
287	177 Providing 240 V MCB double pole switch for motor & inductive load (C Curve) having 10 KA breaking capacity & confirms to IS : 8828 in existing box having following capacity (A) 32 Amp. Cat.II	1	Ea.
288	178 Miniature circuit breaker single pole 1A to 25A suitable to operate on 240 V A.C. system and having breaking capacity 10 KA to be erected in existing box. confirming to IS 8828/1996 with ISI Mark Cat.II	1	Ea.
289	179 Providing following Shockproof tissino type accessories erected on 3 mm thick PC (Polycarbonate) sheet in PVC/ Metal/Wooden Box. erected on wall/ ceiling. (1) One no Single pole 6 A Switch / Bell push	1	Ea.
290	180 Non Decorative type 35 mm thick Door Shutter	1	Sq.mt
291	181 Door closers arrow type with spring 12 length as approved sample (30 cms)	1	Each
292	182 Latch (Tadi) as per sample approved sectional flats (Heavy) Brass 35 cms length	1	Each
293	183 Datta rubber for door size upto 1 (2.5cms)	1	Each
294	184 teak wood frames	1	Sqm
295	185 Glass 10 mm thick	1	Sqmtr
296	186 Steel Plate & Angle	1	MT
297	187 Rolling shutter Rolling shutter of G.I. sheet any size grill	1	sq.m.
298	188 Galvanised Mild steel tube Medium Grade 65mm dia	1	Rmt
	189 Murrum/ binding Material	1	Cum
299	189.1 Murrum/ binding Material 5.0 K.M.	1	PER K.M
300	189.2 Murrum/ binding Material 5 To 10 K.M.	1	PER K.M
301	190.1 Murrum/ binding Material 10 To 15 K.M.	1	PER K.M
302	189.3 Murrum/ binding Material 15 To 25 K.M.	1	PER K.M
303	191.1 Murrum/ binding Material 25 To 50 K.M.	1	PER K.M
304	189.4 Murrum/ binding Material 50 To 100 K.M.	1	PER K.M
305	190 Black Stone For Cooking Platfrom (1.50 Sqm)	1	Each
306	191 12MM Thick Cement Fibre Board	1	sq.m.
307	192 Boundry Stone	1	Each
308	193 P.V.C Nahni trap	1	Each
309	194 Plain Glass Sheet 3 mm Thick	1	sq.m.
310	195 Plain Glass Sheet 4 mm Thick	1	sq.m.
311	196 Plywood with both faces teak finished 18mm thick	1	sq.m.
312	197 Wast pipe for wash basin C.P 32mm dia	1	Each
313	198 Wast pipe for wash basin C.P 40 mm dia	1	Each
314	199 Water Proofing Materials of std. make in powder form	1	Kg
315	200 White Lime (White washing)	1	Quintal
316	201 G.I.Pipe 100mm Dia	1	Rmt
317	202 G.I.Pipe 50mm Dia A-Class	1	Rmt
318	203 G.I.Pipe 40 mm Dia A-Class	1	Rmt
319	204 Paver block M300 Grade 60mm Thick	1	sqm
320	205 M.S Village Name Board or Junction Board	1	Each
Total Unit Cost			

  
**Technical Assistant**  
**N.R.E.G.A.**  
**I.R.D. - Sutrapada**

  
**T. B. S.**  
**SUTRAPADA**